
















## COMUNE DI CAVRIGLIA elezione dei membri dell'Italia al Parlamento Europeo 2019

| SEZIONI       | ELET.        | VOTANTI |      |        | BIANCHE |       | NULLE |       |  |        |  |       |  |        |  |       |  |       |  |       |  |       |  |       |  |       |  |       |  |       |  |       |  |       |  |       |  |        |
|---------------|--------------|---------|------|--------|---------|-------|-------|-------|---|--------|---|-------|--|--------|---|-------|---|-------|---|-------|---|-------|---|-------|---|-------|---|-------|---|-------|---|-------|---|-------|---|-------|---|--------|
|               |              | N       | N    | %      | N       | %     | N     | %     | N   | %      | N   | %     | N  | %      | N   | %     | N   | %     | N   | %     | N   | %     | N   | %     | N   | %     | N   | %     | N   | %     | N   | %     | N   | %     | N   | %     | N   | %      |
| 1             | CAVRIGLIA    | 1169    | 890  | 76,13% | 20      | 2,25% | 20    | 2,25% | 210   | 24,71% | 6   | 0,71% | 156  | 18,35% | 1   | 0,12% | 3   | 0,35% | 13  | 1,53% | 20  | 2,35% | 1   | 0,12% | 3   | 0,35% | 0   | 0,00% | 6   | 0,71% | 44  | 5,18% | 10  | 1,18% | 26  | 3,06% | 351   | 41,29% |
| 2             | CAVRIGLIA    | 1241    | 975  | 78,57% | 17      | 1,74% | 25    | 2,56% | 290   | 31,08% | 4   | 0,43% | 138  | 14,79% | 1   | 0,11% | 8   | 0,86% | 13  | 1,39% | 14  | 1,50% | 0   | 0,00% | 0   | 0,00% | 2   | 0,21% | 14  | 1,50% | 42  | 4,50% | 21  | 2,25% | 25  | 2,68% | 361   | 38,69% |
| 3             | MONTEGONZI   | 241     | 193  | 80,08% | 3       | 1,55% | 9     | 4,66% | 41  | 22,65% | 1   | 0,55% | 34   | 18,78% | 0   | 0,00% | 3   | 1,66% | 5   | 2,76% | 5   | 2,76% | 3   | 1,66% | 0   | 0,00% | 0   | 0,00% | 1   | 0,55% | 7   | 3,87% | 2   | 1,10% | 16  | 8,84% | 63  | 34,81% |
| 4             | CASTELNUOVO  | 1118    | 846  | 75,67% | 22      | 2,60% | 28    | 3,31% | 197   | 24,75% | 2   | 0,25% | 121  | 15,20% | 2   | 0,25% | 2   | 0,25% | 22  | 2,76% | 19  | 2,39% | 1   | 0,13% | 1   | 0,13% | 1   | 0,13% | 16  | 2,01% | 43  | 5,40% | 15  | 1,88% | 12  | 1,51% | 342   | 42,96% |
| 5             | NERI         | 804     | 614  | 76,37% | 14      | 2,28% | 15    | 2,44% | 178   | 30,43% | 1   | 0,17% | 80   | 13,68% | 1   | 0,17% | 5   | 0,85% | 19  | 3,25% | 20  | 3,42% | 2   | 0,34% | 1   | 0,17% | 0   | 0,00% | 12  | 2,05% | 32  | 5,47% | 9   | 1,54% | 11  | 1,88% | 214   | 36,58% |
| 6             | VACCHERECCIA | 1238    | 923  | 74,56% | 15      | 1,63% | 18    | 1,95% | 242   | 27,19% | 0   | 0,00% | 179  | 20,11% | 0   | 0,00% | 13  | 1,46% | 16  | 1,80% | 40  | 4,49% | 2   | 0,22% | 0   | 0,00% | 2   | 0,22% | 12  | 1,35% | 43  | 4,83% | 18  | 2,02% | 24  | 2,70% | 299   | 33,60% |
| 7             | MELETO       | 660     | 489  | 74,09% | 14      | 2,86% | 13    | 2,66% | 108   | 23,48% | 0   | 0,00% | 82   | 17,83% | 1   | 0,22% | 9   | 1,96% | 12  | 2,61% | 6   | 1,30% | 0   | 0,00% | 1   | 0,22% | 1   | 0,22% | 9   | 1,96% | 11  | 2,39% | 6   | 1,30% | 1   | 0,22% | 213   | 46,30% |
| 8             | S. BARBARA   | 1207    | 890  | 73,74% | 24      | 2,70% | 16    | 1,80% | 243   | 28,59% | 1   | 0,12% | 117  | 13,76% | 2   | 0,24% | 4   | 0,47% | 23  | 2,71% | 16  | 1,88% | 2   | 0,24% | 1   | 0,12% | 3   | 0,35% | 12  | 1,41% | 32  | 3,76% | 21  | 2,47% | 18  | 2,12% | 355   | 41,76% |
| <b>TOTALE</b> |              | 7678    | 5820 | 75,80% | 129     | 2,22% | 144   | 2,47% | 1509  | 27,21% | 15  | 0,27% | 907  | 16,36% | 8   | 0,14% | 47  | 0,85% | 123   | 2,22% | 140   | 2,52% | 11  | 0,20% | 7   | 0,13% | 9   | 0,16% | 82  | 1,48% | 254   | 4,58% | 102   | 1,84% | 133   | 2,40% | 2198  | 39,64% |